



District Report Card: 2017


State: Bihar	District: Khagaria
Class: 5	Subject: Language
Schools: 60	Students: 1353


Participation/Coverage


Students

<div>GENDER</div> <div></div>	Boys		Girls	
	Number	%	Number	%
	713	52.70	640	47.30

<div>AREA</div> <div></div>	Rural		Urban	
	Number	%	Number	%
	1294	95.64	59	4.36

<div>CATEGORY</div> <div></div>	SC		ST		OBC		GEN	
	Number	%	Number	%	Number	%	Number	%
	285	21.06	1	0.07	1002	74.06	65	4.80

<div>CWSN</div> <div></div>	LD	VI	HI	S&LD	ID	Oth
	3	4	2	0	1	0

<div>Management</div> <div></div>	Government		Government-aided	
	Number	%	Number	%
	1353	100.00	0	0.00

Average Performance of Students in Language (%)

Overall	Gender		Area		Management		Social Group			
	Male	Female	Rural	Urban	Govt.	Aided	SC	ST	OBC	GEN
55.96	55.36	56.63	56.01	54.80	55.96	0.00	51.88	66.67	57.11	56.00

Performance on Learning Outcomes (LOs)

Learning Outcomes	Description	Average Performance(%)
L504	Reads and comprehends independently storybooks, news items/ headlines, advertisements etc.	51.80
L508	Reads text with comprehension, locates details and sequence of events	58.04

Range of Performance of Students who Answered Correctly							
Below 30%		30% - 50%		50% - 75%		Above 75%	
Number	%	Number	%	Number	%	Number	%
175	12.93	330	24.39	598	44.20	250	18.48

Lowest Performing Learning Outcomes (LOs)

- 1 - Reads and comprehends independently storybooks, news items/ headlines, advertisements etc. (51.80)
- 2 - Reads text with comprehension, locates details and sequence of events (58.04)